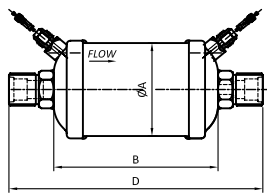


SUCTION LINE FILTER DSF SERIES

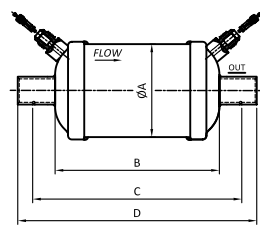
IMAGE, DRAWINGS & MODEL AVAILABLE



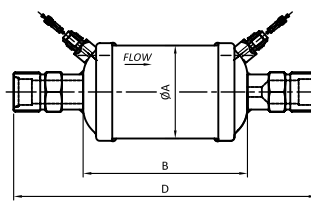
DIMENSIONAL DATA



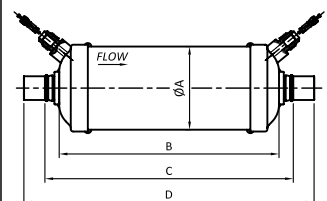
DRAWING -1



DRAWING -2



DRAWING -3



DRAWING -4

SR NO.	MODEL	CONNECTION TYPE (inch)	OUTER DIA ØA		BODY LENGTH B		STOPPER TO STOPPER LENGTH C		OVERALL LENGTH D		REFER DRAWING NO.
			mm	inch	mm	inch	mm	inch	mm	inch	
1	DSF-163S	3/8"ODF	63.5	2.5	110	4.34	136.3	5.37	160	6.3	DRAWING -2
2	DSF-164S	1/2" ODF	63.5	2.5	110	4.34	136.3	5.37	160	6.3	DRAWING -2
3	DSF-165S	5/8" ODF	63.5	2.5	110	4.34	136.3	5.37	160	6.3	DRAWING -2
4	DSF-165ORN	5/8" O RING	63.5	2.5	110	4.34	136.3	5.37	170	6.7	DRAWING -1
5	DSF-166ORN	3/4" O RING	63.5	2.5	110	4.34	136.3	5.37	203	8	DRAWING -3
6	DSF-415S	5/8" ODF	88.9	3.5	159	6.25	189	7.44	209	8.2	DRAWING -2
7	DSF-416S	3/8"ODF	88.9	3.5	159	6.25	189	7.44	209	8.2	DRAWING -2
8	DSF-417S	7/8"ODF	88.9	3.5	159	6.25	189	7.44	233	9.2	DRAWING -4
9	DSF-419S	1"-1/8 ODF	88.9	3.5	159	6.25	189	7.44	243	9.6	DRAWING -4

- 1) Internal Assembly - Bead Type
- 2) Maximum Working Pressure - 45 bar (653 psig)
- 3) SAE, ORFS & 'O'Ring Type Connection are in Steel, Nickel Plated
- 4) ODF Type Connection is in Steel & Nickel Plated
- 5) *Mark Connection Steel Plated

